Wholesale Cars Direct

2014 Volvo V40 T4 SE - Grade 4.5. $

Vehicle Details	Odometer	Engine	Seats	Stock ID
	49,415 km	1600 cc	-	16500









Buy Safe tips. You do not need to be a mechanic to Buy Safe.

- Rust. Originally designed for salt the salt also settles around the rear of boots, wheel arches, the floor and the sills and underneath the door strips.
- Interior smells. Big hint of a flood. Get confirmation if there are any bad interior smells such as mildew or musty smells.
- Tyres. Check tyres for tread wear even in the sidewalls. Crazed tyres & side walls pose NZ Warrant of Fitness issues.
- Doors. Check for use grit/dirt within hinches. You may need to expand or use for a brand expander or lubricant to open.
- Keys. Check keys are in possession. Get the dealer to print you an Key. Then secure it from the dealer. Keys are expensive.
- Appliances and/or electronics are not a good current leader and show you through these functions. Check the Air Conditioning, Radio, Navigation, Bluetooth, Cruise Control, Parking Sensors, Interior lighting, or Auto Lights, Reverse Camera, Bluetooth Connectivity and so on. Unfortunately, these are the most expensive items to repair or replace. Check the Air Conditioning is a balanced as most grunt for it on the cold or hotest. There are Volvo A/C servicing at Wellington Volvo for $150 and it takes about 2 hours. Check the Bluetooth connects to the integrated hands-free. Check the Reverse Camera is working and the Parking Sensors are working. Check the Cruise Control is working.
- Spare tyres. Ask how the spare wheel or puncture repair kit is on it. Some cars have a spare wheel under the floor. Check the spare wheel is in good condition.
- Handbrake. Make sure the handbrake is working. Do not depend on it to hold a car on a hill. Check the brake pads are not worn to the metal. Make sure the brake pads are not worn. Brakes will need replacement in a year or so.
- Check the Warrant of Fitness. Check the Warrant of Fitness. Check the Warrant of Fitness.